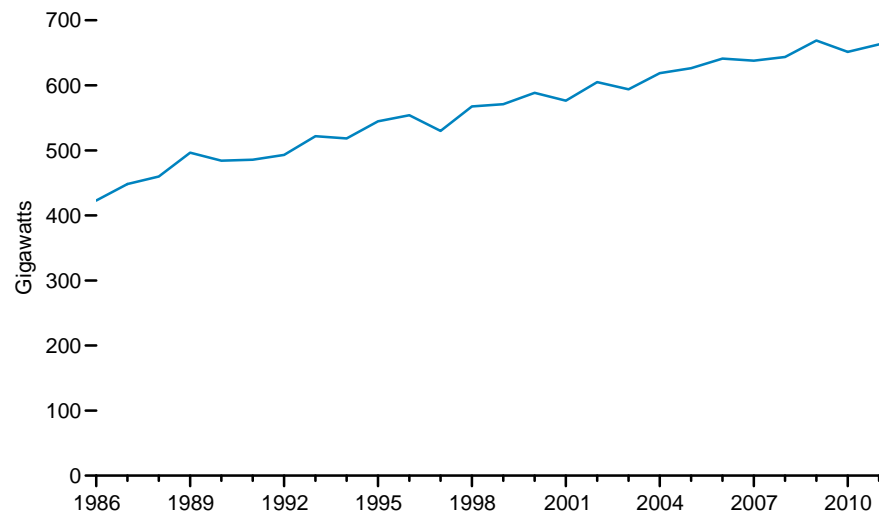
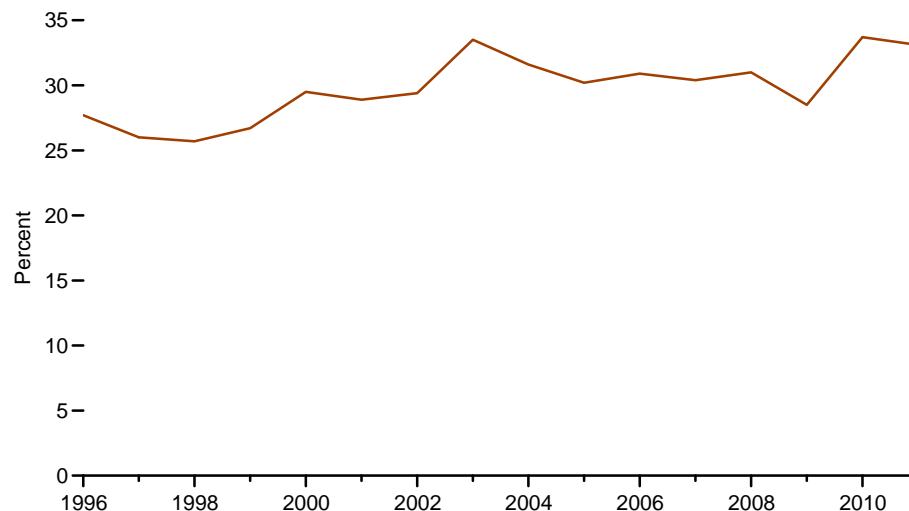


**Figure 8.12b Electric Noncoincident Peak Load and Capacity Margin: Winter Peak Period**

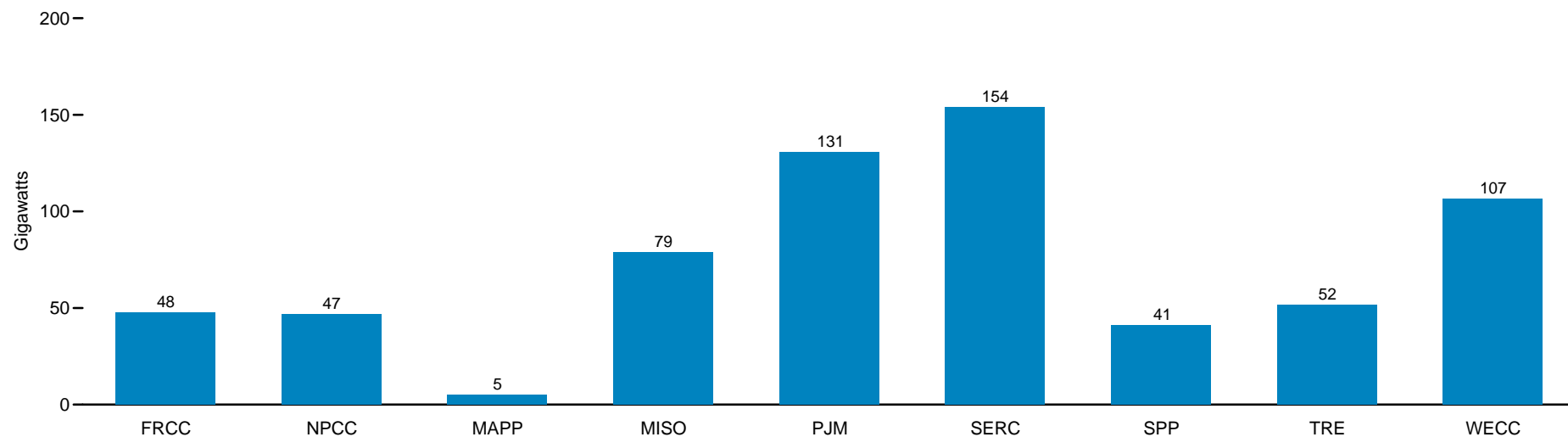
**U.S.<sup>1</sup> Winter Peak Load,<sup>2</sup> All Interconnections, 1986-2011**



**Winter Capacity Margin, 1996-2011**



**U.S.<sup>1</sup> Winter Peak Load<sup>2</sup> by NERC<sup>3</sup> Regional Assessment Area, 2011**



<sup>1</sup> United States excluding Alaska and Hawaii.

<sup>2</sup> See "Noncoincident Peak Load" in Glossary.

<sup>3</sup> See "North American Electric Reliability Corporation (NERC)" in Glossary.

Notes: • Values for 2011 are forecast. • The winter peak period is October through May.

Source: Table 8.12b.