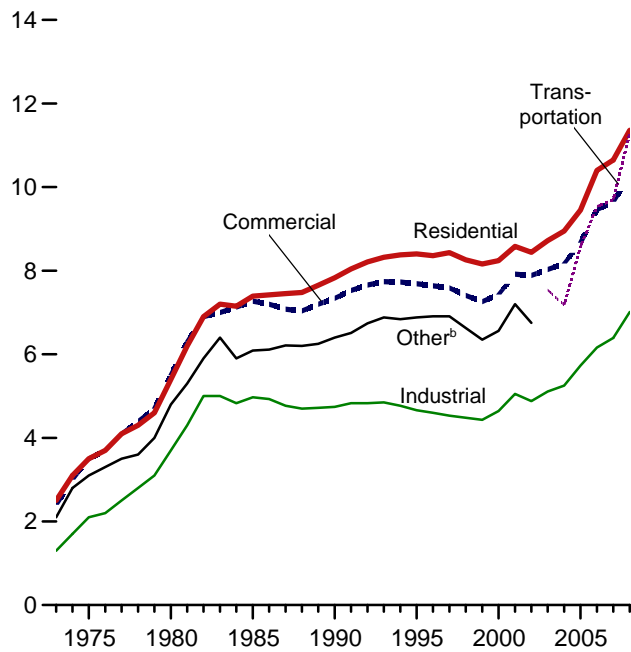


Figure 9.2 Average Retail Prices of Electricity
(Nominal Cents^a per Kilowatthour)

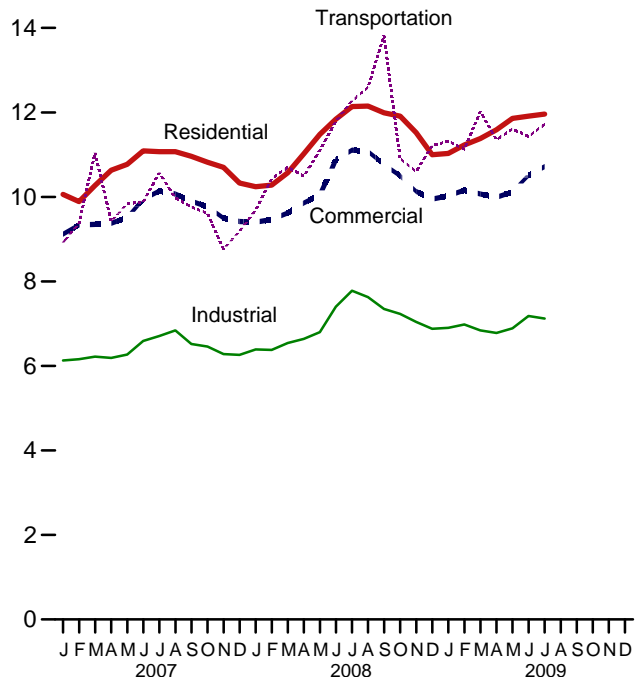
By Sector, 1973-2008



^aSee "Nominal Price" in Glossary.

^bPublic street and highway lighting, interdepartmental sales, other sales to public authorities, agricultural and irrigation, and transportation including railroads and railways.

By Sector, Monthly



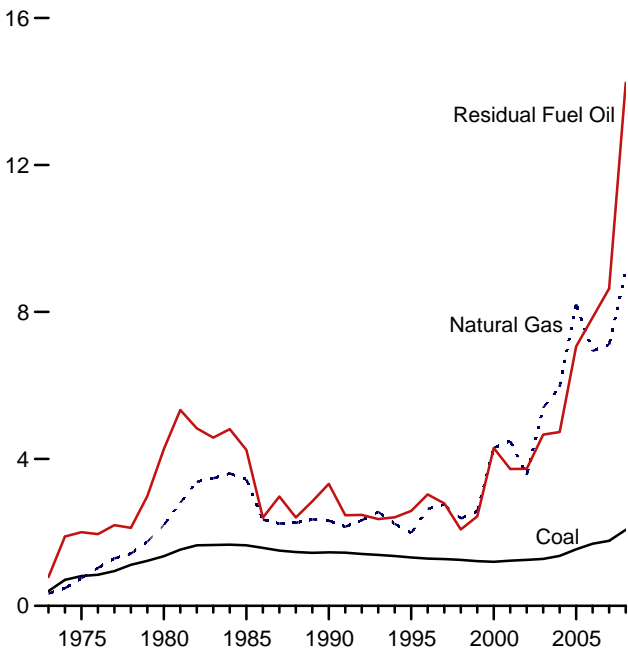
Note: Includes taxes.

Web Page: <http://www.eia.doe.gov/emeu/mer/prices.html>.

Source: Table 9.9.

Figure 9.3 Cost of Fossil-Fuel Receipts at Electric Generating Plants
(Nominal Dollars^a per Million Btu, Including Taxes)

Costs, 1973-2008



^aSee "Nominal Dollars" in Glossary.

Web Page: <http://www.eia.doe.gov/emeu/mer/prices.html>.

Source: Table 9.10.

Costs, Monthly

