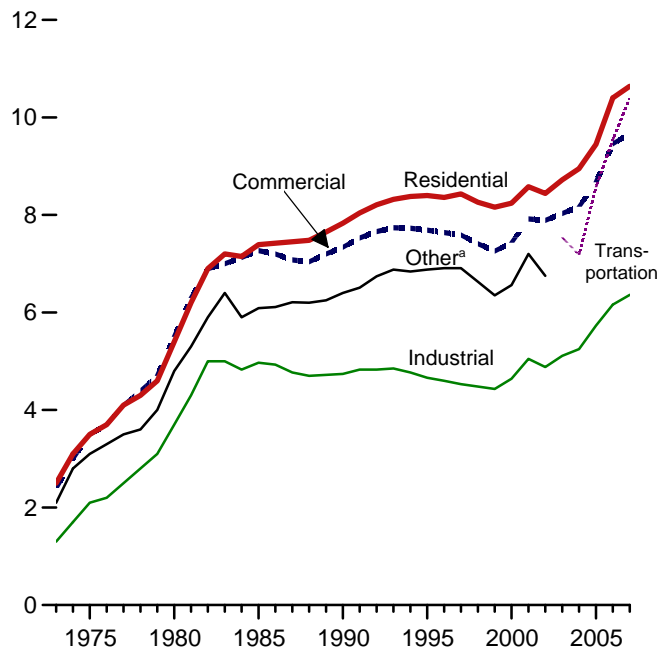


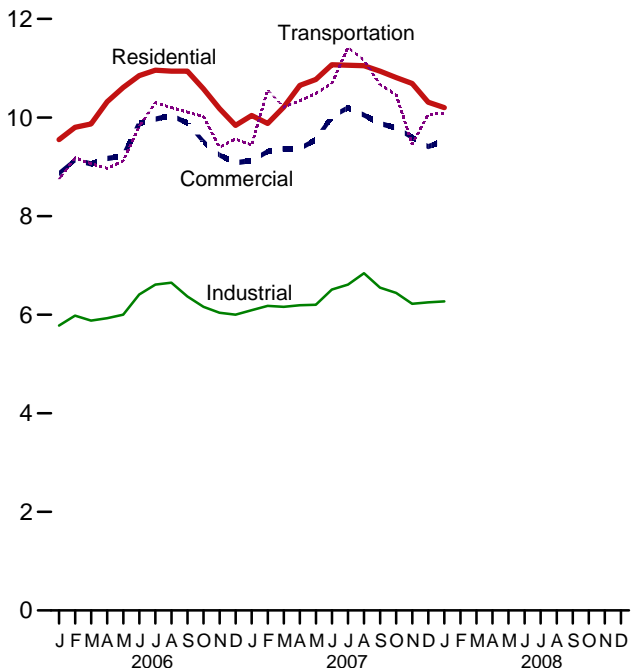
Figure 9.2 Average Retail Prices of Electricity
(Nominal Cents per Kilowatt-hour)

By Sector, 1973-2007



^aPublic street and highway lighting, interdepartmental sales, other sales to public authorities, agricultural and irrigation, and transportation including railroads and railways.

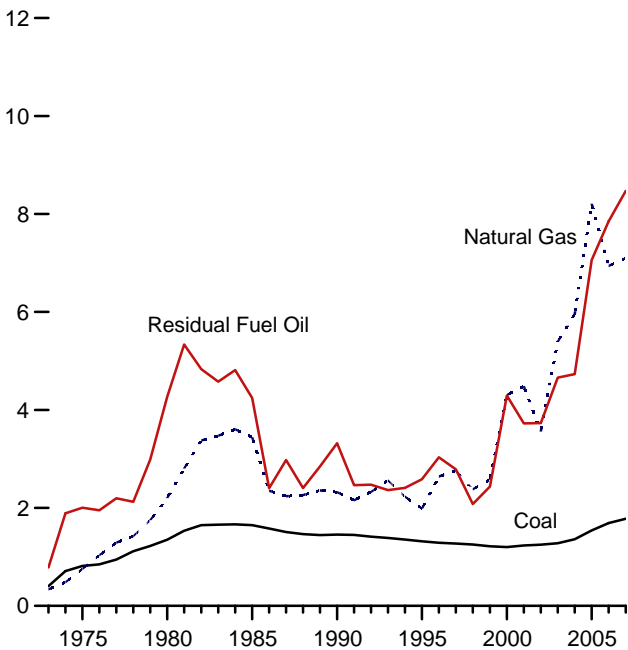
By Sector, Monthly



Notes: • Includes taxes. • See "Nominal Price" in Glossary.
Web Page: <http://www.eia.doe.gov/emeu/mer/prices.html>.
Source: Table 9.9.

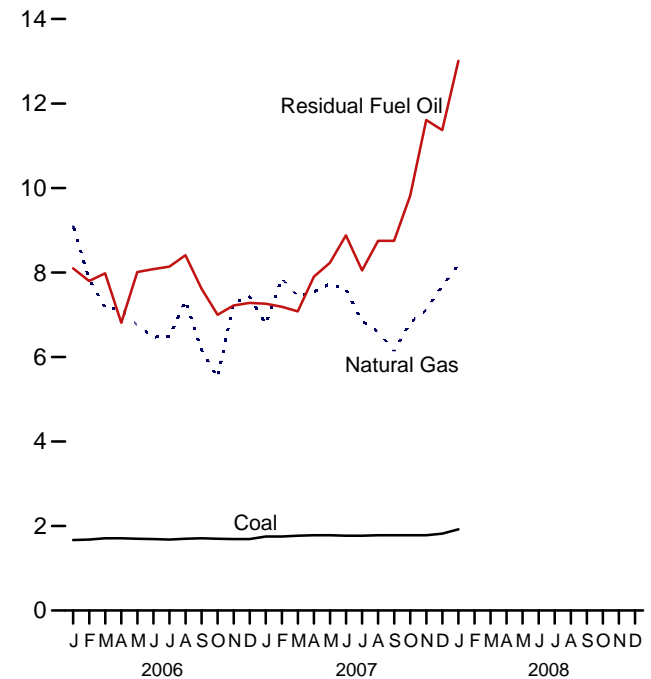
Figure 9.3 Cost of Fossil-Fuel Receipts at Electric Generating Plants
(Nominal Dollars per Million Btu, Including Taxes)

Costs, 1973-2007



Notes: • Because vertical scales differ, graphs should not be compared.
• See "Nominal Price" in glossary.

Costs, Monthly



Web Page: <http://www.eia.doe.gov/emeu/mer/prices.html>.
Source: Table 9.10.