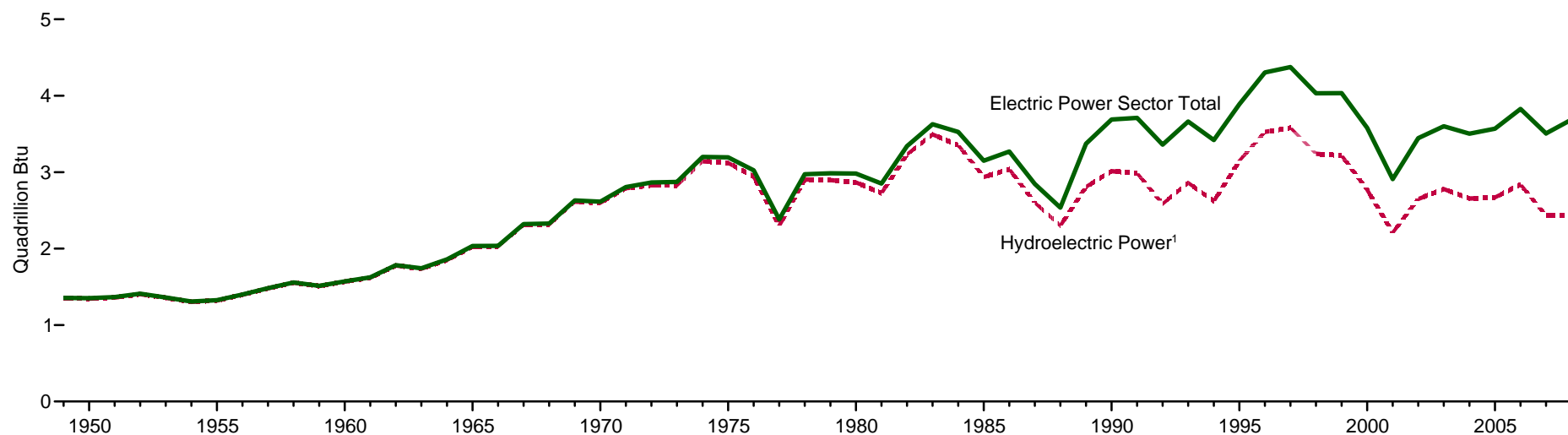
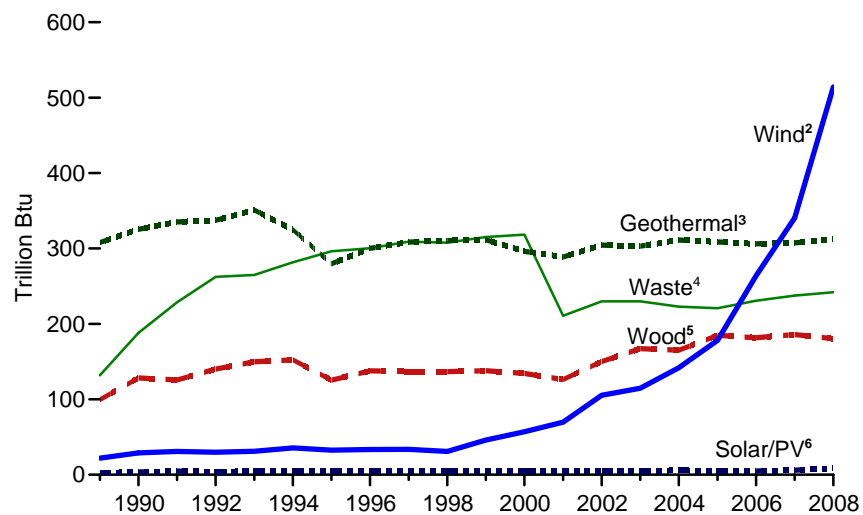


Figure 10.2c Renewable Energy Consumption: Electric Power Sector

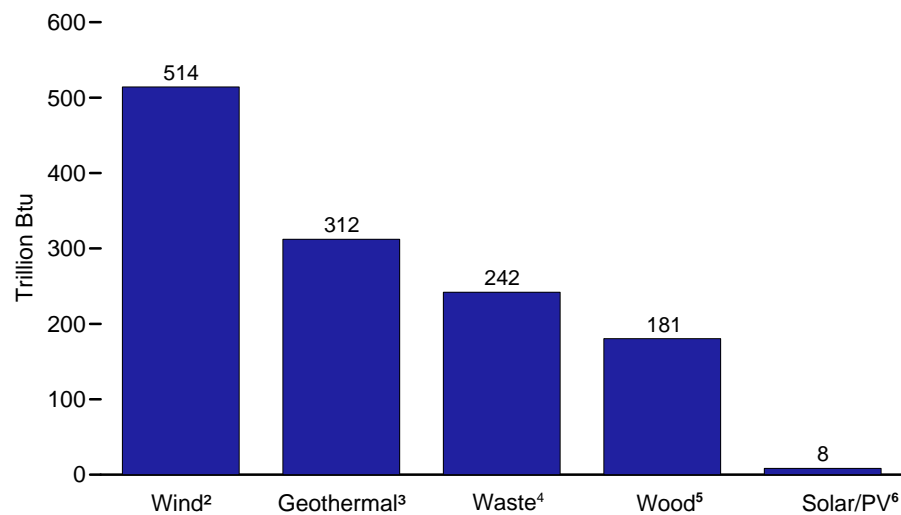
Electric Power Sector Total and Hydroelectric Power, 1949-2008



Non-Hydroelectric Power Sources, 1989-2008



Non-Hydroelectric Power Sources, 2008



¹Conventional hydroelectricity net generation.

²Wind electricity net generation.

³Geothermal electricity net generation.

⁴Municipal solid waste from biogenic sources, landfill gas, sludge waste, agricultural byproducts, and other biomass. Through 2000, also includes non-renewable waste (municipal solid

waste from non-biogenic sources, and tire-derived fuels).

⁵Wood and wood-driven fuels.

⁶Solar thermal and photovoltaic electricity net generation.

Note: See related Figures 10.2a and 10.2b on the end-use sectors.

Source: Table 10.2c.